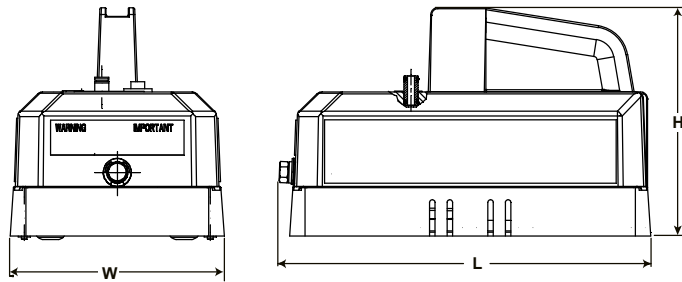


Model Shown:
PE104, PR104

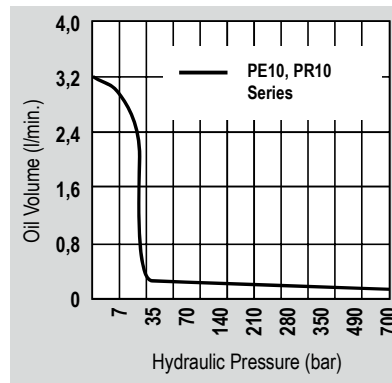


Features

HIGH-PERFORMANCE IN A COMPACT PACKAGE. ELECTRIC AND BATTERY POWERED MODELS FOR POWERING TOOLS AND CYLINDERS UP TO 25 TON.

- Portable power source for hydraulic cylinders and tools.
- Permanent magnet motor starts easily under load, even with reduced voltage conditions.
- Battery-operated models have 2,4 m power cord with alligator clips to connect to any 12VDC battery.
- Optional rechargeable battery pack with shoulder strap for maximum portability.
- Pump typically delivers 15 minutes of continuous operation at 700 bar on a single battery.
- Pump can be operated in any position.
- 24VDC hand and foot switches available for all AC powered models.
- High-impact housing with flame-retardant construction.
- Base mounting holes for fixed installations.
- CSA rated for intermittent duty.

Performance Specifications



Technical Dimensions

Order No.	Max. Pressure Output (bar)	dBA at Idle and 700 (bar)	Oil Del. (l/min. @)		Overall Dimensions			Prod. Wt. with Oil (kg)
			0 (bar)	700 (bar)	Length (mm)	Width (mm)	Height (mm)	
PE10 Series	700	68-74*	1,9	0,16	330	197	203	9,1
PR10 Series								

* Measured at 0,9 m distance, all sides.

► **Accessories**



BP212VQ – Optional 12VDC battery pack. Includes sealed lead acid battery, 115V charger, 1,2 m cord, carrying case and shoulder strap. Wt., 8 kg


RB12V – Battery only.

BP12INT – Battery with cord and carrying case. Wt., 5 kg

RC12V – Replacement 1,2 m. battery cord only. Wt., 0,2 kg


NOTE: PR10 rechargeable model is equipped with 2,4 m cord with alligator clips. Order optional battery pack (No. BP212VQ) or use with any 12VDC battery.

NOTE: Amp draw at 700 bar – 6 amp at 115V, 3 amp at 230V, and 35 amp at 12VDC.



BC212EUR – Battery charger for Europe. Wt., 3 kg

25017 – Remote hand control with 3,1 m cord. Wt., 0,4 kg.



9560 – Pressure regulator. Adjustable from 7 to 700 bar. All mounting hardware included. Wt., 1,4 kg.



251660 – Foot switch with 3,1 m cord. Single pole, double throw, 15 amp @ 125-250V. Wt., 0,5 kg.

► **The Quarter Horse pump has a maximum operating pressure of 700 bar, which handles a wide variety of hand-held hydraulic tools.**



► **Ordering Information**

Order No.	For Use With Cylinder Type	Description	Valve Type	Valve No.	Valve Function	Control Switch	Motor	Reservoir Usable Oil Cap. (l)
PE102-E220	Single-Acting	Base model pump with 0,19 kW motor. Bladder type reservoir, 110 volt power required.	2-Way/ Auto. Dump	9561	Advance Return (Auto.)*	Rocker Type off, Momentary on	0,19 kW, 220/230V 50/60 Hz, Single Phase	1
PE102A-E220	Single-Acting	PE102-E220, except has automatic dump valve.	Auto. Dump	9562	Advance Return**	Rocker Type off, Momentary on	0,19 kW, 220/230V 50/60 Hz, Single Phase	1
PE102-220	Single-Acting	PE102, except requires 220 volt.	2-Way/ Auto. Dump	9561	Advance Return (Auto.)*	Rocker Type off, Momentary on	0,19 kW, 220/230V 50/60 Hz, Single Phase	1
PE102A-220	Single-Acting	PE102A, except requires 220 volt.	Auto. Dump	9562	Advance Return**	Rocker Type off, Momentary on	0,19 kW, 220/230V 50/60 Hz, Single Phase	1
PR102	Single-Acting	PE102, except requires 12 volt DC.	2-Way/ Auto. Dump	9561	Advance Return (Auto.)*	Rocker Type off, Momentary on	0,19 kW, 12V†	1
PR102A	Single-Acting	PE102A, except requires 12 volt DC.	Auto. Dump	9562	Advance Return**	Rocker Type off, Momentary on	0,19 kW, 12V†	1
PE104	Single-Acting, Double-Acting	"Base model pump has 4-way valve for operating double-acting systems. 110 volt power required."	4-Way	9563	Advance Hold Return	Rocker Type off, Momentary on	0,19 kW, 220/230V 50/60 Hz, Single Phase	1
PE104-E220	Single-Acting, Double-Acting	PE104, except requires 220 volt.	4-Way	9563	Advance Hold Return	Rocker Type off, Momentary on	0,19 kW, 220/230V 50/60 Hz, Single Phase	1
PR104	Single-Acting, Double-Acting	PE104, except requires 12 volt DC.	4-Way	9563	Advance Hold Return	Rocker Type off, Momentary on	0,19 kW, 12V†	1

* Advance position holds pressure with motor shut-off. Return position advances cylinder with motor running and returns cylinder with motor shut-off.

** Cylinder advances with motor running and automatically returns with motor shut-off.

† Comes with an 8 ft. alligator clip cord for 12VDC use.